




CXDI-803C WIRELESS

The CXDI-803C Wireless detector is designed to meet the demands of medical imaging departments that need a high level of performance.

DIGITAL RADIOGRAPHY

CXDI-Pro



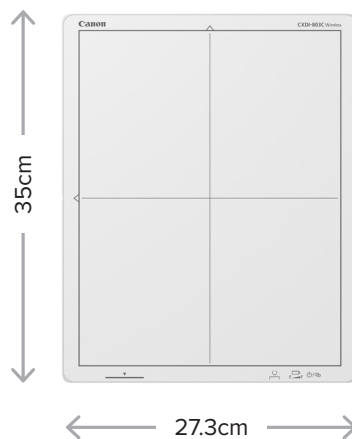
For information and services contact

Canon Australia Pty Ltd 1800 444 199 canon.com.au
Canon New Zealand Ltd 0800 222 666 canon.co.nz

CXDI-803C WIRELESS DETECTOR

The CXDI-803C Wireless detector is designed to support the demands of medical imaging departments. This new wireless detector provides features that helps optimise workflows and offers the high quality and reliability that you have come to expect from Canon.

EFFECTIVE IMAGE AREA SIZE



CXDI-803C: 27.3cm (W) x 35cm (H)



AED Function

The CXDI-803C Wireless comes equipped with AED (Automatic Exposure Detection) functionality. In this mode, the start of radiation is automatically detected by the sensor panel at exposure time. This allows the use of the panel without a typical exposure interlock with the generator (which may require additional wiring).



IP55 Dust and Waterproof

Contact with dust and fluids is inevitable, particularly in emergency and high-dependency care. The IP55 rating gives you extra confidence, protecting against dust and liquid from entering the FPD when used under challenging conditions, or when cleaning the product for safety.



Design Excellence

The CXDI-803C Wireless is sleek, tough and light weight. Ergonomic handgrips help position the detector easily and with its smooth and rounder corners will provide a better user and patient experience



Battery Charger

Equipped with indicator lights to show charging status (25%, 50%, 75%, 100%, charged) and automatically stops charging when full. Charge up to two batteries at a time.

For information and services contact

Canon Australia Pty Ltd 1800 444 199 canon.com.au
Canon New Zealand Ltd 0800 222 666 canon.co.nz

CXDI CONTROL SOFTWARE NE

The CXDI-803C Wireless detector requires CXDI Control Software NE to operate. The software is exclusively for use with Canon CXDI Wireless Detectors and helps to optimise workflow while producing high-quality images.

Operates on Windows® 10

- IHE compliant
- Flexible DICOM® configuration for worklist and export of images and reports
- Ability to rotate images
- Very efficient workflow when exams are codified in the worklist and combined with integrated generator
- Available touch-screen operation including “pinch to zoom”
- Scatter Correction feature for non-grid exams
- Standard image stitching function for up to four images

SLEEK DETECTOR DESIGN, EASY HANDLING AND CLEANING

The sleek, tough and ergonomically sculpted design includes the following features to enhance the user and patient experience:

- Comfortable to hold and easy to grip, due to the light weight and ergonomic handgrips sculpted into the detector.
- Easy to position and comfortable for patients and technologists, due to smooth, rounded corners.



OPTIONAL TETHERED OPERATION

The tethered option, which includes a cable (sold separately), can help provide a quick and reliable operation when mounted onto your system's Bucky device. This also charges the onboard battery.




Note: The images are for illustration purposes only. These are CXDI-703C models.

For information and services contact

Canon Australia Pty Ltd 1800 444 199 canon.com.au
Canon New Zealand Ltd 0800 222 666 canon.co.nz

CXDI-803C WIRELESS



CXDI-803C WIRELESS DETECTOR SPECIFICATIONS**	
Model Name	CXDI-803C Wireless
Purpose	General Radiology
Method	Flat panel detector: scintillator and amorphous silicon (a-Si)
Scintillator	Cesium Iodide
Weight (including battery)	2.1kg
Effective Imaging Area	27 x 35 cm
External Dimensions	31 x 38 x 1.5 cm
Image Matrix Size	1952 x 2496 pixels
Pixel Size	140 µm
Limiting Resolution	3.5 lp/mm
Grayscale	A/D: 16 bit
DQE	Typical 64% (0 lp/mm) / 58% (0.5 lp/mm) [■]
MTF	Typical 35% (2lp/mm)
Time Until Ready	< 4 seconds [◆]
Preview Image Time	1 second [◆]
Cycle Time	< 5 seconds [◆]
Dust, Water Resistance Rating	IP55 (For dust protection against limited dust ingress and water protection against low pressure water jets from any direction) [●]
Battery Performance	>1500 images @ 7 second cycle, > 140 images @ 100 second cycle [*]
Charging Performance	Battery charging time approximately 150 minutes [†]
Wireless Standard	IEEE802.11ac
Wireless Channel/Band	2.4GHz, 5GHz

** Specifications subject to change.

- 0lp/mm is extrapolated value IEC62220-1-12015 (RQA5).
- ◆ Depending on acquisition mode.

- Based on tests conducted by an independent institution. Certification does not guarantee against failure or damage.

* Depending on acquisition workflow.

† At an ambient temperature of 25°C (77°F).

For information and services contact



Canon Australia Pty Ltd
1800 444 199
canon.com.au/medical-imaging



Canon New Zealand Ltd
0800 222 666
canon.co.nz